

On The Dry Side

We're Back

Hello members. I hope everyone is well. It has been a long time since our last newsletter. The board has set a few things in motion to get the club active. These include a new Facebook page for members, dates for the 2021 Shows and a membership meeting by video.

Here is the link for the Facebook members page.

<https://www.facebook.com/groups/637040600256226>

We are also looking for a new librarian and mini-show coordinator as Suzy and Jeff are moving out of the area.

Nancy Thomsen
Newsletter Editor



DATES

Keep the Date

Spring Show and Sale May 15 & 16, 2021

Fall Show and Sale September 18 & 19, 2021

These are the only dates available at the Portuguese Hall in Watsonville so we took them. The spring 2021 show will be the first at the new venue. We will need to promote this one to get people aware of the new location. Our hope is that by May of next year we can have our regular indoor show and sale.

General Membership Meeting by ZOOM

Sunday, October 18, 2020 @ Noon

Here is the link for the meeting.

<https://us02web.zoom.us/j/87022139536?pwd=MWdOcnZhRFA3VVB6VkFOL1NmVnBuQT09>

Please arrive early to the meeting as it will be our first big meeting and we know we will have technical difficulties. In this newsletter is a primer for using Zoom (our video meeting application of choice) and how to get into the meeting. At this inaugural meeting we will see some members' gardens and share the club's vision going forward.

I know it might sound kinda hard and maybe scary to go on a video meeting, but what was the future is now the present. We will not be able to get together in person for some time and this is the next best thing to being together. No travel, you don't have to wear pants, you can drink, the snacks are close — there are many advantages — and we get to interact. It will be fun to see each other again.

Here is a link to the Zoom primer that is included on the following pages

https://www.goucher.edu/learn/graduate-programs/distance-learning-resources/documents/student_documents/HowtoParticipateInAZoomMeeting.pdf

MEMBERSHIP

By Mary Cross

MEMBERSHIP NOTES

My plan for 2021 is to produce a new membership roster for members to pick up as they attend our regular monthly meetings. If the County Health Department allows, we may be meeting again starting in January 2021. In the meantime, I wish to extend a warm welcome to the folks who have become new members in 2020!

Below are their names:

January: **Emiko Hirano** from Aptos and **Linda Zola** from Petaluma

February: **Andy Moskowitz** from Santa Cruz, **Nora and Douglas Voorhies** from Atherton, and **Peter Calvert** from Salinas

March: **Suzanne Riedinger and Karen Waterman** from Aptos, **Arnulfo Figuera and Jennifer D'Amato** from Watsonville, **Margaret Johnson** from Carmel Valley, and **Minnie & Katie Novak** from Salinas

July: **Janet Krupa** from Watsonville.

The Board has decided that anyone who has paid for their 2020 membership will not have to pay for membership in 2021 due to the fact that we have not been able to meet, have shows, listen to speakers, or share our succulent stories and expertise or win new plants in a raffle for most of this year. We look forward to again being able to come together in early 2021.

Mary Louise Cross, Membership Chairperson

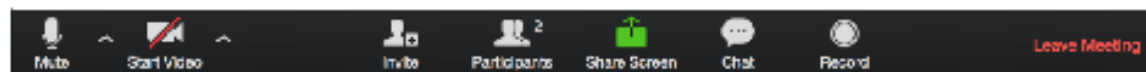
How to Participate in a Zoom Meeting

Using the “Attendee Controls”

<https://support.zoom.us/hc/en-us/articles/200941109-What-Are-the-Attendee-Controls->

About

When you join a Zoom meeting hosted by another user, you are considered an attendee. The user who scheduled the meeting or was selected as the alternative host (if the host is unable to join) will have [host controls](#), including muting audio, using video, sharing your screen and more.

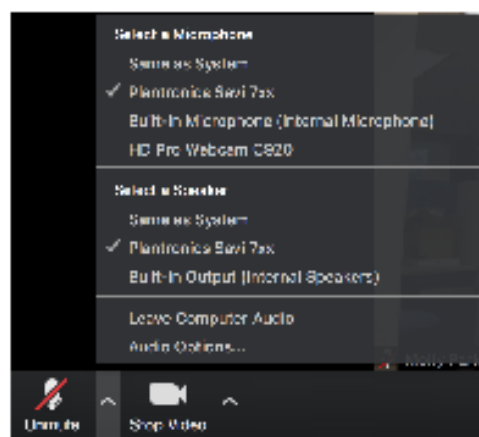


Join a Meeting

Join a meeting by clicking on a Zoom link provided by the meeting host => follow the prompts to download and run Zoom => enter the meeting ID if prompted => click to join the audio conference. When you're in the meeting, you may click on the Start Video button to start your video.


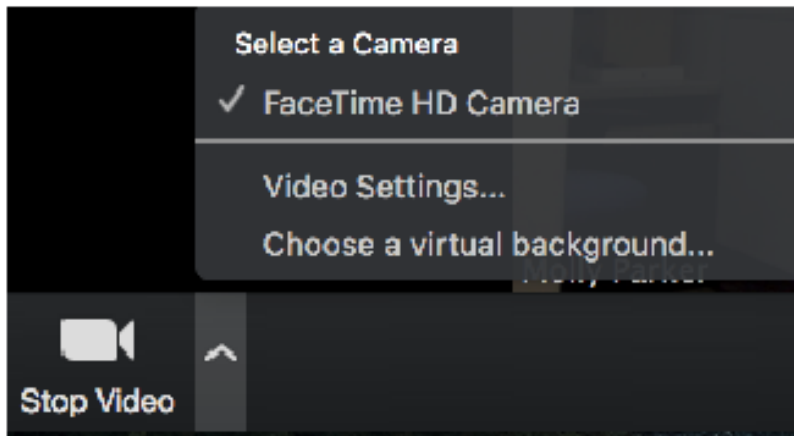
Mute/Unmute & Audio Settings

You can mute and unmute your microphone. The host also has the ability to mute you. If you click on the arrow next to the mute button, you will have additional options for audio settings. You can change your microphone, leave the computer audio or access the audio options.



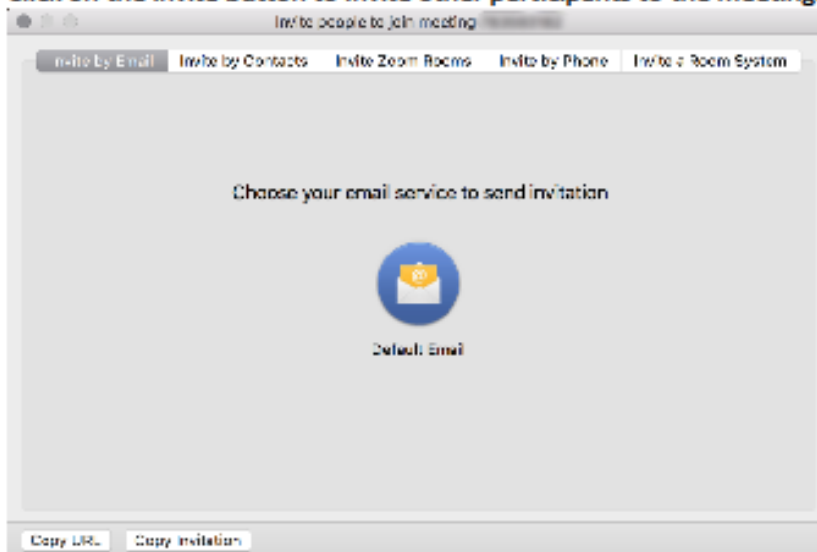
Start/Stop Video & Video Settings

You can turn your camera on or off with the Start/Stop Video button. By clicking on the arrow next to the start/stop video button, you can change webcams, access your Zoom video settings, or select a virtual background (if enabled).

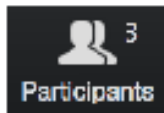


[Invite other participants](#)

Click on the invite button to invite other participants to the meeting.



- **Invite by email:** This will open up the selected email application with a copy of the meeting invitation
- **Invite by Contacts:** Invite users from your contacts list
- **Invite Zoom Rooms:** Invite Zoom Rooms listed on your account
- **[Invite by Phone:](#)** Available if the host has this option available.
- **[Invite by a Room System:](#)** If the host has cloud recording connector available for this meeting.



[Participants](#)


If you click on Participants, you can see who is currently in the meeting. The participants list also gives you the option to raise your hand or rename yourself.

- **Raise Hand** - notifies host and shows a prompt to simulate hand raise
- **Rename** - hover over your name to change it as it is seen in the participants list and video window




[Share Screen](#)

If the host allows, you can share your screen in the meeting. The host will have the ability to stop your screen share.



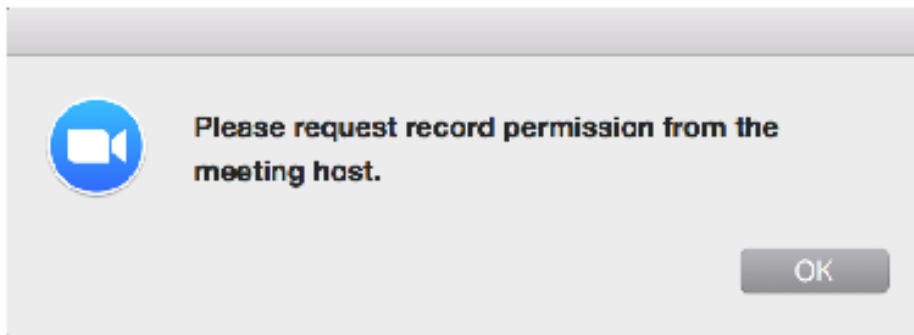
[Chat](#)

Chat with individuals or everyone in the meeting. Click Chat to open up the chat window and chat with other participants or view chat messages. Select the drop down next to To: to change who you are chatting with.



[Record](#) (if host has given permission)

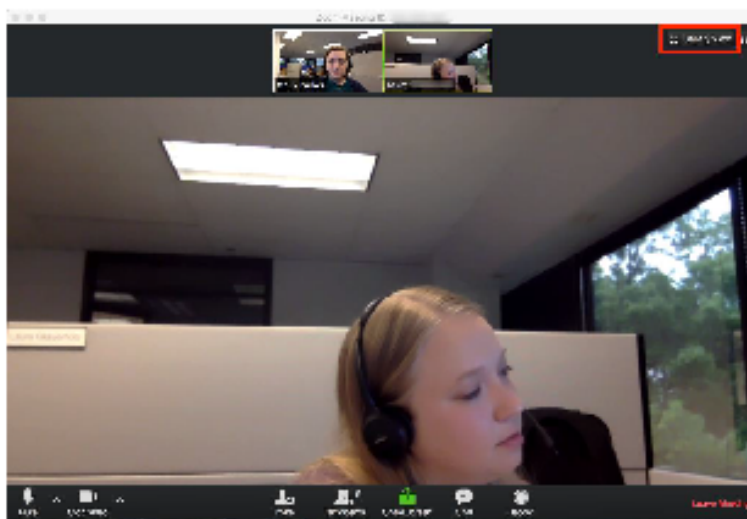
The host will need to give you permission to record the meeting. If you try to click on this before the host has given permission, you will receive the following message.



Note: the host is not notified that you have requested recording permission. You will need to ask them through the chat or audio to give you recording permission (available in their **Manage Participants** list).

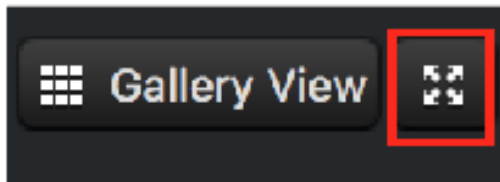
[Choose video layout](#)

At the upper right of the Zoom window, you can switch between active speaker view and gallery view. You can also switch between a shared screen and the video by clicking on a button available in this location during a screen share.



Enter/Exit Full Screen

At the top right of the Zoom window, you can enter or exit full screen mode. You can also exit full screen by clicking Esc.



[Pin video](#)

Pin video makes a user the primary speaker for you, instead of switching between the active speaker video. You can pin a video by right-clicking on the video of the person you want to pin or double click on their video window.

[Co-annotate on screen share](#)

If the host allows, you can annotate on their shared screen or share whiteboard. To do this, click on View Options at the top of your screen and choose Annotate.



Leave Meeting

You can leave the meeting at any time by clicking on the Leave Meeting option at the lower right corner of the Zoom window.

For More Information

Contact Technical Support <https://support.zoom.us/hc/en-us/articles/201362003-Zoom-Technical-Support>

Zoom Help Center <https://support.zoom.us/hc/en-us>

Getting Started <https://support.zoom.us/hc/en-us/categories/200101697-Getting-Started>

Tutorials <https://support.zoom.us/hc/en-us/sections/201740096-Training>

Mobile <https://support.zoom.us/hc/en-us/sections/200305413-Mobile>

CACTUS VIDEOS

From Jorge Quiñónez

FREE CACTUS AND SUCCULENT VIDEOS

Below is a list of my favorite videos on the topic. Some are not in English, but subtitles are provided sometimes.

CACTUS & SUCCULENT CULTIVATION TIPS

<https://www.youtube.com/watch?v=busgz138Wyo>

https://www.youtube.com/watch?v=PYUFJmp_3zA

<https://www.youtube.com/watch?v=9-yp-JPXENM>

https://www.youtube.com/watch?v=PYUFJmp_3zA

CSSA VIDEOS [CACTUS & SUCCULENT SOCIETY OF AMERICA]

<https://www.youtube.com/channel/UCFjuG0OSS64QWqzXVR1Sxjg>

This page has videos from previous national CSSA conferences. This is probably the best collection of videos on the subject on the entire internet.

RHIPSALIS

This is a spineless cactus that is great indoors. A favorite of mine.

https://www.youtube.com/watch?v=DR_Gut-TH9Q

<https://www.youtube.com/watch?v=n1YOWUPSeUE>

GRAFTING CACTI

General videos on grafting. There are hundreds of videos on the topic of grafting. I just picked several that I thought were okay.

https://www.youtube.com/watch?v=vaKerOgi_-M

<https://www.youtube.com/watch?v=UT-PU2jNN04>

<https://www.youtube.com/watch?v=HA3ZIjHGKZ0>

<https://www.youtube.com/watch?v=aDhL40LUDTo>

CACTUS TREE

the videos below have to do with creating a Christmas Cactus (Schlumbergera) tree on a Dragon Fruit cactus (Hylocereus)

https://www.youtube.com/watch?v=9_am50QPYpw

<https://www.youtube.com/watch?v=HCBWYchCN9w>

<https://www.youtube.com/watch?v=K0yoxrIyPbU>

https://www.youtube.com/watch?v=3-8qeTI-_kU

<https://www.youtube.com/watch?v=2a5Y1hImybY>

<https://www.youtube.com/watch?v=ifEX8rZVL9k>

Monanthes - Miniature Jewels Among the Crassulaceae

By Peter Beiersdorfer

The family of the Crassulaceae is home to many of the plants we admire at shows, collect in our greenhouses, and plant in our gardens. These include, for example, tylecodons, aeoniums, sedums, sempervivums, and echeverias among its three dozen genera and roughly 1400 species.

One of the lesser known genera in the Crassulaceae is the genus of Monanthes. Monanthes are endemic to islands in the Atlantic Ocean off the coast of Africa and Europe that are part of Macaronesia.

In May last year I showed pictures of various Monanthes in habitat on the islands of Tenerife and Lanzarote during my talk on the flora of the Canary Islands. In the following I am showing pictures taken in our backyard in Livermore, where we are currently growing five species/subspecies of Monanthes.

Although our rainfall pattern is very similar to that of the Canary Islands, Livermore's temperatures are much more extreme, and one has to take care to keep the plants from frying in the hot summer sun and from freezing in the winter. This means that in the summer I keep the plants on the northside of the house or hidden under my setup tables. Even then one has to be very careful about the few hours of sun that might reach the plants in the late afternoon when the sun sets to the north. It also means that one has to protect the plants from frost in the winter.



The first picture shows *M. polyphylla* ssp. *polyphylla*. It is the species I have encountered most often in the trade. Although each rosette is small, perhaps the size of a dime, it offsets freely, and after one or two seasons the plant fills the pot. The plant in the picture is a native of the island of La Palma, where we have seen it grow on sheer rock walls near the ocean and in sheltered pockets on rocky cliffs in the interior of the island. It also occurs on Tenerife and Gran Canaria. Subspecies *amydros* occurs on La Gomera.


Monanthes

Continued from page 11



Picture 2 shows *M. pallens*, which we have found on Tenerife growing on sheer rock walls in locations that were kept moist by seeps. The plants develop runner-like offsets, which can be seen in the picture at noon and 1 o'clock. This is very similar to how sempervivums spread, which are also members of the Crassulaceae family. The body of a fully grown *M. pallens* is in size similar to *M. polyphylla*, roughly the size of a dime.

I keep my plants hydrated. This means that the moss that sprouts in the winter stays green even in the summer and has filled the pot. This does not seem to harm *M. pallens*, which grows on top of the moss. In fact, several new plants have sprouted within the moss. These are from seedlings that use the moss as a nursery plant.



The flowers of *M. pallens* are shown in Picture 3. *M. pallens* appears to be self-fertile because all seedlings came from a single plant.



Picture 4 shows *M. muralis*, which is native of La Palma and which can also be found on La Gomera. Typical plants range in size from a dime to a quarter.

Monanthes

Continued from page 12



A closeup of its flower is shown in Picture 5. Again, this species grows on shaded rocks in habitat. But unlike *M. pallens* it seems to withstand prolonged drought. The plant reminds me of some of my sedum species, which is not to surprising, as sedums are also members of the Crassulaceae family.

The morphology of *Monanthes laxiflora* reminds me very much of that of another genus of the Crassulaceae family: *Adromischus*. Especially *A. marianae* and *A. alveolatus* come to mind. Plants of *M. laxiflora* grow a lot larger than any of the species discussed above, and individual leaves of *M. laxiflora* are similar in size to *Adromischus* leaves. Moreover, *M. laxiflora* may attain a height of several inches.



Monanthes

Continued from page 13

We have two varieties of *M. laxiflora* in our collection. Picture 6 shows *M. laxiflora* v. *chlorotica* from Tenerife. A closeup of its flower is shown in Picture 7. Picture 8 shows *M. laxiflora* v. *microbotrys* from Lanzarote and Fuerteventura. A closeup of its flower is shown in Picture 9. As the pictures show, the leaves and growth habits can fool you into believing the plants are one of the *Adromischus* species. But the flowers reveal their true association with the genus *Monanthes*.

In nature, we found *M. laxiflora* growing in rock crevices on cliffs. On Tenerife the plants were in the open and received at least partial sun. On Lanzarote and Fuerteventura we saw most plants hiding in shaded crevices or shaded by trees.

LEADERSHIP

Officers and Chairpersons for 2020

Chairpersons

Librarian - Suzy Brooks
Mini-Show - Jeff Brooks
Newsletter Editor - Nancy Thomsen
Photography - Paul Albert
Fred Valentine
Programs - Annie Wolf
Publicity - Sharon Lucchesi
Raffles - Gary Stubblefield
Sale Floor Manager/Liaison - Peter Beiersdorfer
Show - Naomi Bloss & Janet Sparks
Webmaster - Anita Crawley

Officers

President - Joseph Hidalgo
Vice President - Naomi Bloss
Secretary - Sharon Lucchesi
Treasurer - Roger Lane
Membership - Mary Cross
Affiliate Representative - Jorge Quiñónez
Directors at Large
Gary Stubblefield
Sarah Martin-Segal
Sharon Luccesi
Immediate Past President - Tom Karwin